

4TH QUARTER REPORT

Kelly Carpenter
Director of Finance

FEBRUARY 15, 2011



REPORT SECTIONS

- Highlights and Brief section (page iii)
- ARRA funds (page viii)
- Fund overviews, beginning with General Fund (page 1)
- GO Capital Project listing (page 68)
- TIF Repayment status (page 75)
- Summary of payments to vendors (page 76)



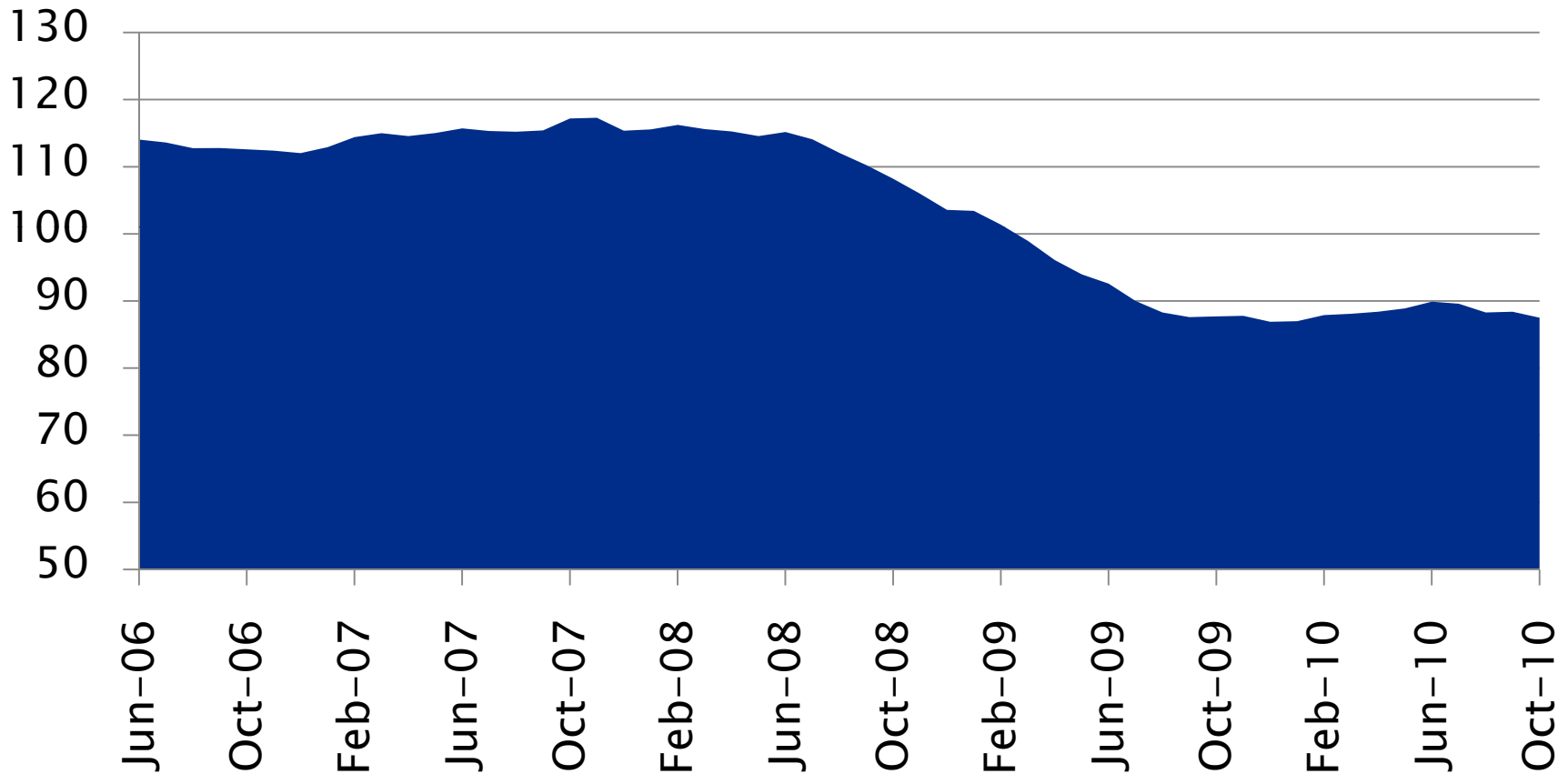
ECONOMIC ENVIRONMENT

- Brief review of key metrics
 - Current Conditions Index
 - General Aviation Shipments
 - Housing Price Index



ECONOMIC ENVIRONMENT

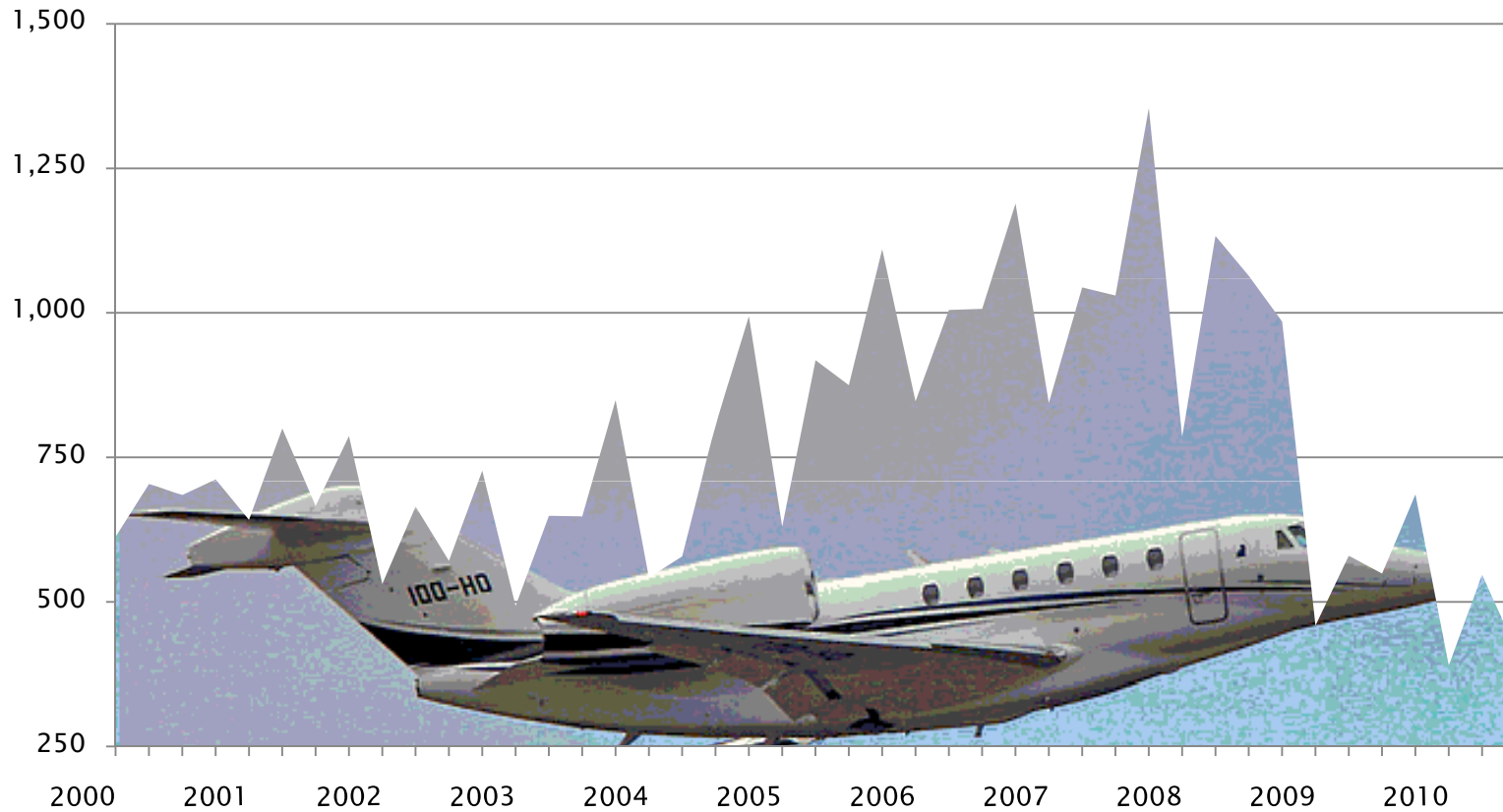
WSU Current Conditions Index





ECONOMIC ENVIRONMENT

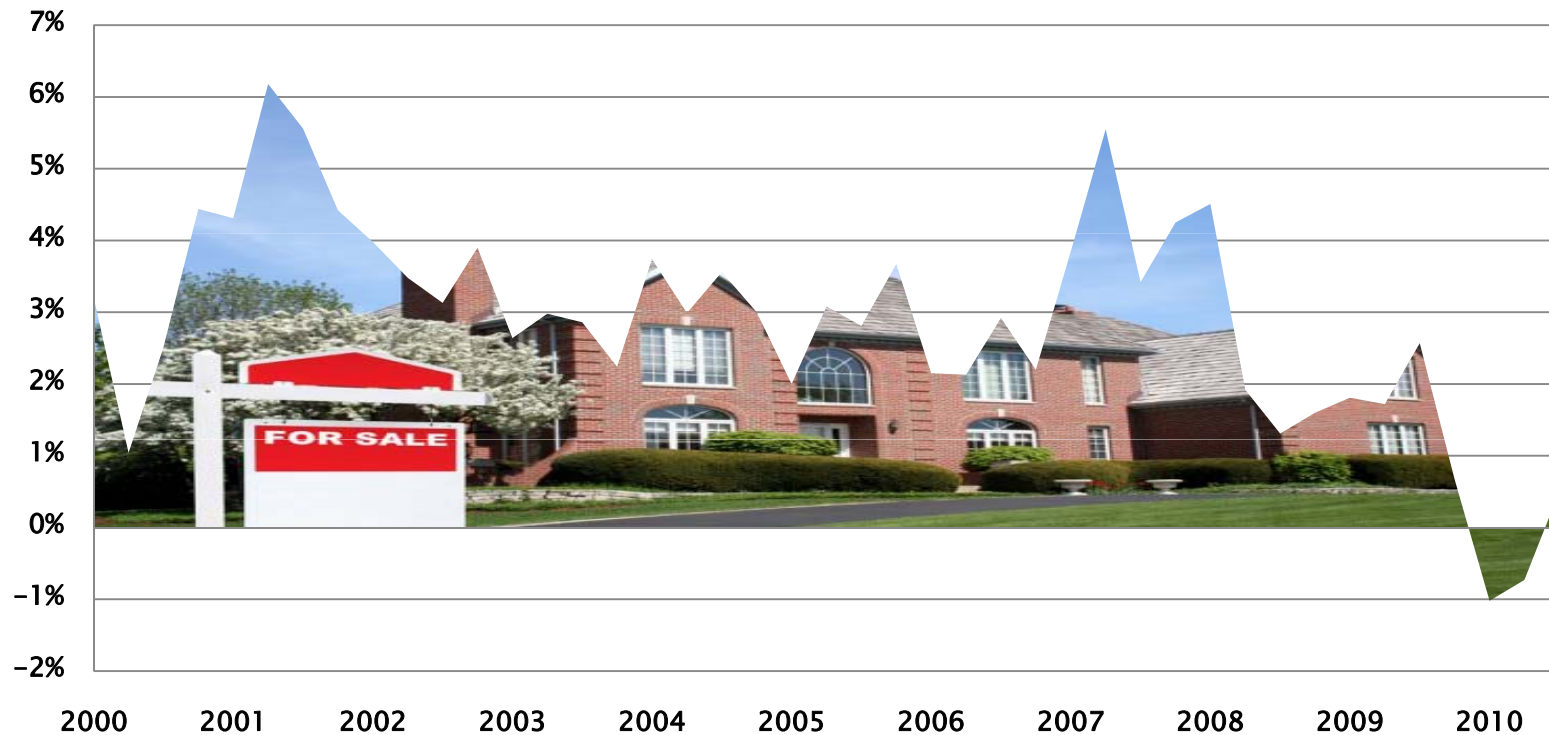
General Aviation Shipments





ECONOMIC ENVIRONMENT

Four-Quarter Percent Change in Wichita MSA Home Prices



Source: Federal Housing Finance Agency





GENERAL FUND (MILLIONS)

Item	2009	2010 Revised	2010
Revenues	198.6	204.9	201.6
Expenditures	198.6	204.9	201.5
Margin	0	0	0.1
Ending Balance	22.5	22.5	22.6
% of Expenditures	11.3%	11.0%	11.2%





GENERAL FUND REVENUES

Item	2009	2010 Revised	2010
Property Tax	70.1	72.0	71.6
Franchise Fees	33.7	35.3	36.9
Fines	10.4	10.9	10.6
Motor Vehicle Tax	9.5	9.9	9.6
Interest Earnings	2.8	1.7	2.0
Sales Tax	24.7	24.7	24.0
Gas Tax	13.6	13.8	14.6
All Other	33.8	36.6	32.3
Total GF	198.6	204.9	201.6





GENERAL FUND – GOING FORWARD

- ▶ 2011 budgeted revenues growth of \$8 million: \$3 million from mill shift; \$1 million trash licensing fee; \$1 million from new reimbursements
- ▶ 2011 budgeted expenditure growth of \$8 million: \$3 million for jail related expense; \$2.5 million for economic development
- ▶ Actual growth in 2011 is approximately \$3 million in revenue and expenditures





GENERAL FUND – GOING FORWARD

▶ Positive indicators

- Property valuation and levy are set
- Franchise fees
- Gas tax
- Wage agreements

▶ Negative indicators

- Sales tax
- Charges for sales and services
- Wage agreements for 2011
- Signs of improvement, not yet reflected in more City revenue





SPECIAL REVENUE FUNDS

Tourism and Convention Fund – Revenues underperformed by 5.4% in comparison to 2009.

OCI Fund – Revenues increased over 2009 due primarily to permits. Fund balance is 5.2%. Corrective action is planned.

Landfill Post Closure ends the year with a \$22 million reserve.

TIF Funds performed as expected.





ENTERPRISE FUNDS

Water – Year-end revenues are \$12million higher than 2009 and \$7million over budget, due to weather-based consumption. Expenditures reflect an increase over prior year due primarily to increased debt service of \$6 million.

Sewer – Revenues reflected no gain over 2009. Expenditures increased due to debt service.

Airport Fund – Revenues ended the year nearly \$2 million over 2009 with expenditures increasing \$1 million.





ENTERPRISE FUNDS

Golf Fund – Golf rounds were down nearly 11,000 from 2009, reducing fund revenues and reducing the capacity to fund capital costs.

Transit – Revenues ended slightly higher to last year, expenditures were less due primarily to the transfer of operating costs to grants.

Storm Water – Revenues are declining from prior year as well as budgetary. Expenditures have increased primarily due to increased debt service.





4TH QUARTER REPORT

QUESTIONS AND COMMENTS

