

# Fireworks 2020 Review

*Fire Department*



*October 27, 2020*



# 4<sup>th</sup> of July Holiday 2020

2

- WFD responded to 63 fireworks related calls, \$109,400 in loss
- Seven structure fires, 16 non-structure fires and rest misc. calls
- 51 injuries reported to area medical facilities
- 1,013 complaint calls from July 1-5 in the City
- 75 citations issued for illegal use of fireworks

# Fire Incidents

## FIRE INCIDENTS

Fire Type	2020	2019	2018	2017	2016
<b>STRUCTURE (House, Business, Mobile Home, Shed)</b>	7	3	5	6	1
<b>NON-STRUCTURE</b>	16	2	6	5	1
<b>VEHICLE / BOAT</b>		2		2	1
<b>PLAY GROUND EQUIPMENT</b>					
<b>FENCES</b>					
<b>EXPLOSION NO FIRE/SMOKE SCARE</b>	6	6	9	6	1
<b>CITIZEN COMPLAINT/ASSIST PD</b>	1	3	6		
<b>GRASS/TREES/COMPOST/TRASH</b>	33	2	15	5	3
<b>TOTALS</b>	<b>63</b>	<b>18</b>	<b>41</b>	<b>24</b>	<b>7</b>
<b>ESTIMATED LOSS</b>	<b>\$109,400</b>	<b>\$63,800</b>	<b>\$47,500</b>	<b>\$255,400</b>	<b>\$6,100</b>

# Injuries and Complaints

## FIREWORKS INJURIES

	2020	2019	2018	2017	2016
<b>NUMBER INJURED</b>	46	51	51	36	47
<b>RANGE OF AGE</b>	2 mos - 72	6 mos-66	1-86	15 mos - 63	5 - 39
<b>GENDER</b>	12-F 34-M	15- F 36-M	25- F 26-M	21 -F 15 -M	18 -F 29 -M

## 911 COMPLAINT CALLS JULY 1-6

Complaint Calls (CC)	2020	2019	2018	2017	2016
Number of Calls	1,013**	1,142*	1,437	826	770
Average calls/day	169	190	287	207	193
Peak# of calls/date	423/4th	500/4th	708/4th	N/A	N/A

\*Dispatch system was able to separate CoW complaints from Sedgwick County complaints starting 2019.

\*\*Line was operated only from July 1-5 in 2020

# Fireworks Enforcement

Wichita Fire Department in conjunction with the Wichita Police Department deployed personnel on the evenings of July 3<sup>rd</sup> and 4<sup>th</sup> to enforce the fireworks ordinance.

Seven teams of two officers and one firefighter patrolled specific areas and responded to complaints on July 3 & 4. Two additional teams worked areas with specific citizen complaints.

75 Citations written.

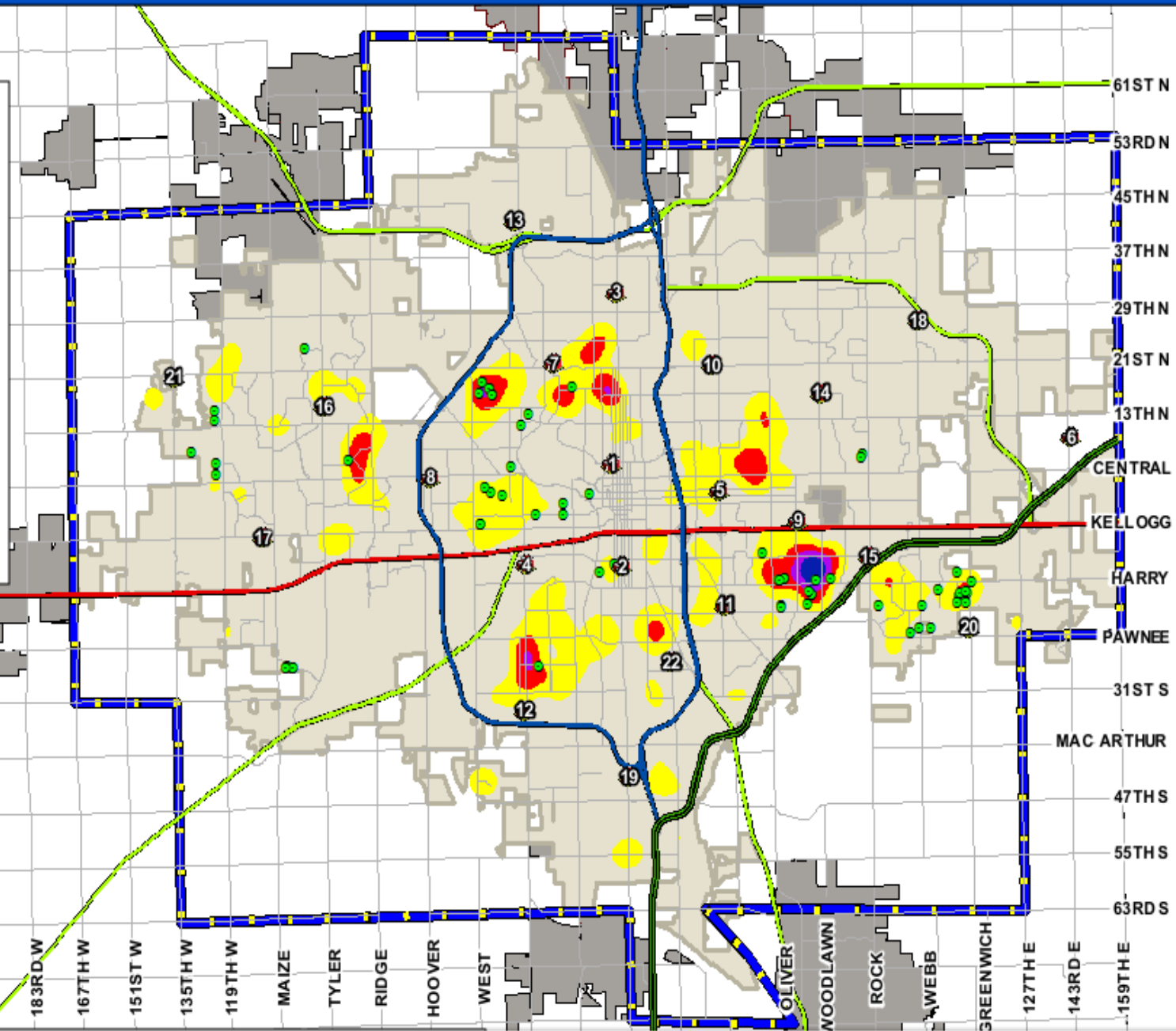
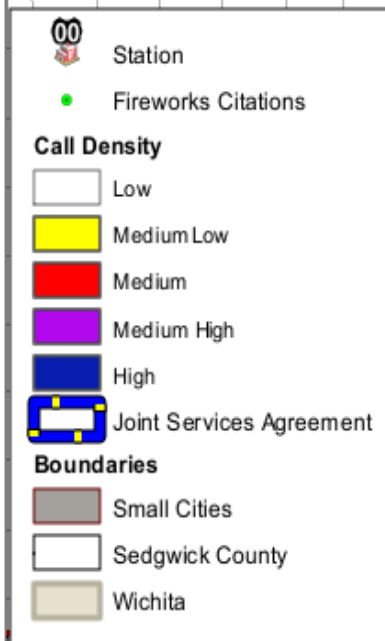
Teams made 374 self-initiated contacts with citizens.

# Citation History

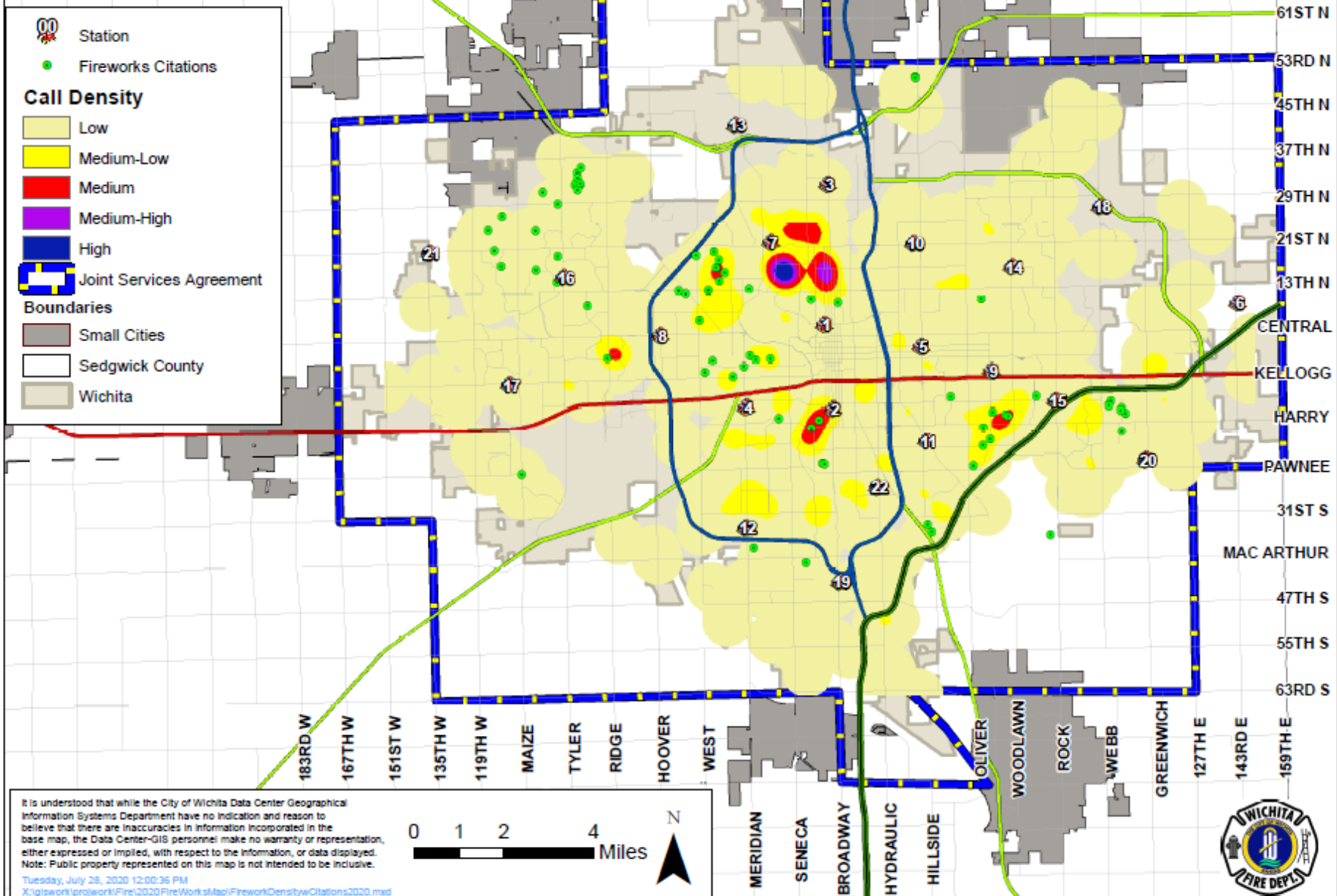
## CITATIONS ISSUED June 27 – July 5

<b>Issuing Agency</b>	<b>2020</b>	<b>2019</b>	<b>2018</b>	<b>2017</b>	<b>2016</b>
Fire Department	75	59	138	0	8

# 2019 Firework Complaint Call Density w/Citations



# 2020 Firework Complaint Call Density w/Citations





# Financial Considerations

- Fireworks sales permits collected \$42,000.
- Enhanced enforcement efforts cost an estimated \$28,603.
- This resulted in a net margin of \$13,396.
- Fines from citations could account for up to \$18,750.

# Recommendations

We recommend the City of Wichita maintain the current ordinance and continue to seek improvements on enforcement efforts.

We will concentrate on lowering the injuries by creating injury prevention PSA's through media outlets.

Though use of illegal fireworks continues, especially on the 4<sup>th</sup>, complaints have been on the decrease since the ordinance change in 2018, which is an indicator the education and enforcement efforts have had some positive impact.

# Fireworks 2020 Review

*Fire Department*

